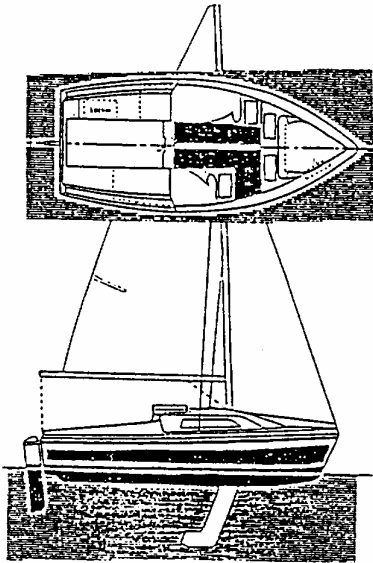


ULTIMATE 16



Length Overall	5.0m	Ballast	90kg
Length Waterline	4.7m	Mainsail	9.3sqm
Beam	2.1m	Jib	5.3sqm
Draft	1.2m	Genoa	6.3sqm
Displacement	406kg	Spinnaker	15.8sqm

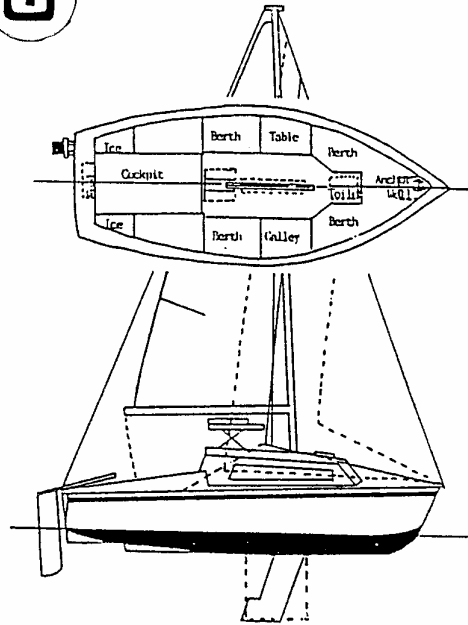
The Ultimate 16 is designed with family fun in mind. And that means Safety too! A day or weekend sailer with accommodation for two adults And two children, the yacht is roomy and comfortable and will delight you with her performance.

Like her sister Ultimates, the hull is built up from 8oz. chopped strand-mat fibreglass, with a top-grade gelcoat finish. Built-in buoyancy and a self-draining cockpit are safety features. A 3hp outboard motor mounted on the transom will propel your Ultimate 16 with ease.

You don't have to be a wizard with knots or a mechanical genius to rig and sail an Ultimate 16. It's a family boat, fast, safe and easy to handle both on and off the water.

The yacht is easily launched and retrieved single-handed and comfortably trailed by the family four-cylinder car.

ULTIMATE 18



Length Overall	5.5m	Ballast – Swing Keel	249kg
Length Waterline	4.9m	Ballast – Drop Keel	218kg
Beam	2.1m	Mainsail	7.4sqm
Draft – Keel up	0.3m	Jib	7.1sqm
Draft – Keel down	1.2m	Genoa	10.2sqm
Displacement	850kg	Spinnaker	22.3sqm

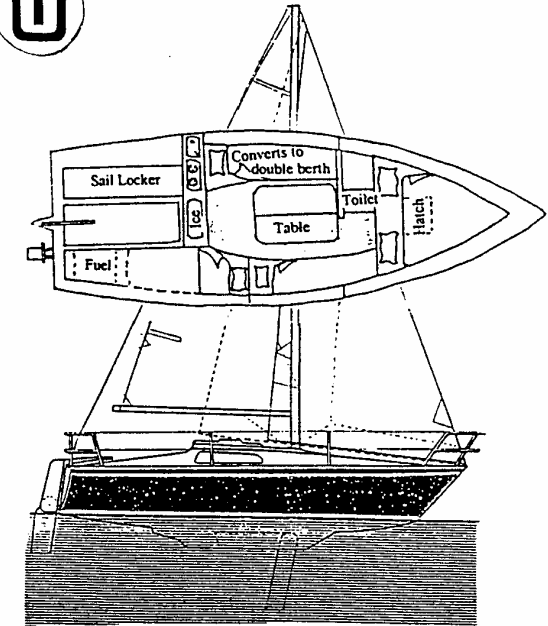
The *Classic Ultimate 18*, the flagship of the fleet, comes in two classes, a Drop Keel version and a Swing Keel version. Apart from the keels, the yachts are identical in design. They have built-in buoyancy, are self-righting with many safety features. The sailing qualities are quite impressive – a safe, sturdy, seaworthy yacht, with keelboat stability.

The interior layout is simple and functional and surprisingly roomy. With a pop-top fitted to allow full headroom, the yacht can comfortably sleep up to four adults. Built-in bunks and other furniture including dinette/chart table, galley unit, recess for Porta-Potti, and a 30 litre water tank, provide the perfect set-up for racing or cruising. A 5hp outboard motor clamps onto a special fitting on the transom.

Towing is easy and economical. The family 6 cylinder car will trail the Ultimate 18 with power to spare.

Appearance, space, safety – the result of considerable design refinement and construction integrity has made the Ultimate 18 one of the classics among trailable yachts.

ULTIMATE 23



Length Overall	7.2m	Ballast	445kg
Length Waterline	6.2m	Mainsail	10.2sqm
Beam	2.4m	Jib	8.9sqm
Draft – Keel up	0.46m	Genoa	17.2sqm
Draft – Keel down	1.5m	Spinnaker	40.0sqm
Displacement	1350kg		

The Ultimate 23 is at the luxury end of the fleet. Incredibly roomy, this magnificent yacht is ideal for extended cruising.

Of solid fibreglass construction, with your choice of interior design, this versatile craft has full headroom when the pop-top is in position. The yacht can sleep up to six people depending on the design.

The centreboard is encased in a shoal-draft keel, which leaves the interior cabin floor clear, allowing for hassle-free movement inside.

With a sleek, streamlined design, the Ultimate 23 excels in heavy weather. Her racing reputation is good too, especially in long passage races such as the Marley Point Overnight Race.

We recommend the Ultimate 23 be towed by a heavy towing vehicle such as a 4WD and you will need a 9hp outboard motor on the water.